

LIFE SCIENCE



INHIBITORS &
AGONISTS



NATURAL
PRODUCTS



RECOMBINANT
PROTEINS



COMPOUND
LIBRARIES



TECHNICAL
SERVICE

TargetMol US

www.targetmol.com sales@targetmol.com 1-781-999-5354

34 Washington Street, Suite 220, Wellesley Hills, Massachusetts 02481

TargetMol EU

www.targetmol.com sales@targetmol.com +43(0)676/7860258

Hafenstraße 47-51, 4020 Linz, Austria



LinkedIn



Facebook



PDF Documents



INHIBITORS & AGONISTS | COMPOUND LIBRARIES | TECHNICAL SERVICE
RECOMBINANT PROTEINS | NATURAL PRODUCTS

www.targetmol.com



CONTENTS

Inhibitors & Agonists	01
Recombinant Proteins	03
Natural Products	05
PROTACs	07
Peptides	09
Inhibitory Antibodies	10
Detection Antibodys	11
Dye Reagents	12
Kits	13
Magnetic Beads	13
Isotope Products	14
Solvents	15
Citations (Part)	16

Inhibitors & Agonists

Signaling pathways refer to the process by which signals are transmitted from outside the cell to the inside, regulating cell survival, proliferation, differentiation, and apoptosis. By deeply understanding the structure, function, and regulatory mechanisms of signaling pathways, principles of many biological phenomena can be uncovered, which will provide a theoretical basis for drug design.

TargetMol provides inhibitors and agonists related to signaling pathways which regulate signal transduction. These products can be used in stem cell research, organoid culture, disease mechanism study, therapeutic target identification, and drug development in life science research.

Advantages

Quality Control

Purity ≥ 98%, with HPLC, HNMR, LCMS spectra provided.

Broad Coverage

Involves research areas such as oncology, immunology and inflammation, endocrinology and metabolism, cardiovascular diseases, neurodegenerative diseases, and more.

Extensive Product Range

Covers 20+ signaling pathways and 500+ targets, including receptors, enzymes, ion channels, and transcription factors.

Fast Delivery

Provides 20,000+ in-stock small molecules.

Multiple Options

Offers a variety of tool compounds including inhibitors, agonists, peptides, inhibitory antibodies, and PROTACs.

Cost-Effective

High-quality products at reasonable prices.

PI3K/Akt/mTOR Signaling

Catalog No.	Product Name	Catalog No.	Product Name	Catalog No.	Product Name
T1921	Alpelisib	T6084	Rabusertib	T4251	GJ103 sodium salt
T1879	3-Methyladenine	T1988	Duvelisib	T2717	Salidroside
T1537	Rapamycin	T2061	APY0201	T2466	Osu03012
T6171	BI-D1870	T33467	MOMIPP	T5993	ARN-3236
TN1490	Chrysoeriol	T6045	Torin 1	T17280	(Z)-Guggulsterone
T1952	MK-2206 dihydrochloride	T8526	Metformin	TN1299	Desmethylglycitein
T2008	LY294002	T9393	(E)-Akt inhibitor-IV	T1784	Everolimus

Angiogenesis

Catalog No.	Product Name	Catalog No.	Product Name	Catalog No.	Product Name
T2066	Quizartinib	T12401	Pemigatinib	T2677	Crenolanib
T1835	Ibrutinib	T3726	Erdafitinib	T2064	Semaxinib
T0520	Lenvatinib	T6982	SGI-7079	T6961	PX-478
T6199	Ribociclib	T2115	Pexidartinib	T2620	G-749
T12317	Orelabrutinib	T4409	Gilteritinib	T2516	Amuvatinib

Proteases/Proteasome					
Catalog No.	Product Name	Catalog No.	Product Name	Catalog No.	Product Name
T3968	GK921	T6564	Leupeptin Hemisulfate	T7019	Z-IETD-FMK
T14489	Azvadine	T8689	CHLOROQUINE	TP1466	Z-YVAD-FMK

MAPK					
Catalog No.	Product Name	Catalog No.	Product Name	Catalog No.	Product Name
T8684	Sotorasib	T6487	Encorafenib	T6882	LY3009120
T9303	MRTX1133	T6066	SCH772984	T3579	PLX8394
T8369	Adagrasib	T4264	Takinib	T1903	Dabrafenib

Cell Cycle/Checkpoint					
Catalog No.	Product Name	Catalog No.	Product Name	Catalog No.	Product Name
T2077	Adavosertib	TQ0063	Zoliflodacin	T15827	LY 345899
T1785	Palbociclib	T8484	JSH-150	T2381	Abemaciclib
T8463	PF-06873600	T14927	Centrinone	T3664	THZ1
T12133	MYC1975	T4687	Ro5-3335	T6247	Onvansertib
T6070	ON-01910	T3157	COH29	T4527	Seclidemstat

DNA Damage/DNA Repair					
Catalog No.	Product Name	Catalog No.	Product Name	Catalog No.	Product Name
T6116	Bleomycin Sulfate	T0164	Oxaliplatin	T6833	Favipiravir
T4641	Branaplam	T1508	Decitabine	T22414	RBN012759
T3338	Ceralasertib	T2601	Vidofludimus	T1178	Temozolomide
T1564	Cisplatin	T11249L	Dxd	T0251	Gemcitabine

Apoptosis					
Catalog No.	Product Name	Catalog No.	Product Name	Catalog No.	Product Name
T1995	Fedratinib	T15375	Inavolisib	T2376	Liproxstatin-1
T6013	Z-VAD(OMe)-FMK	T6006	Romidepsin	T2119	Venetoclax
T1765	Erastin	T2101	Navitoclax	T3100	GSK-J4
T2154	MG-132	T5523	Imidazole ketone erastin	T1020	Doxorubicin hydrochloride
T9060	STM2457	T7040	Angiotensin II human	T7020	Z-VAD-FMK
T3646	RSL3	T2241	Alisertib	T16540	Piperazine Erastin
T6500	Ferostatin-1	T6740	Bafilomycin A1	T2896	Alantolactone

NF-κB					
Catalog No.	Product Name	Catalog No.	Product Name	Catalog No.	Product Name
T6887	MCC950 sodium	T13396	Zinc Protoporphyrin	T3416	Aucubin
T4749	Squalene	TN2008	Okanin	T1847	Necrostatin-1
T15052	Dapansutrile	T3092	Nigericin sodium salt	T3S1707	Dendrophenol

GPCR/G Protein					
Catalog No.	Product Name	Catalog No.	Product Name	Catalog No.	Product Name
T1766	Empagliflozin	T5014	Prostaglandin E2	T19850	Semaglutide
TQ0259	Atrasentan	T14932	Ceruletide	T2428	TG6-10-1
T6876	Liraglutide	TN2437	Serotonin	T2389	Dapagliflozin
T1810	Purmorphamine	T5389	Volinanserin	T12431	PF-06882961
TQ0227	Etrasimod	T15032	CYM50308	T3306	PF-04418948

Recombinant Proteins

Recombinant proteins are proteins produced using recombinant DNA or RNA technology in host cells. Compared to proteins extracted from natural sources, recombinant proteins have a wider range of sources, higher yields, and more controlled quality, making them play a crucial role in life science research. They are applied in many fields, such as cell culture, activity assays, exploration of protein structure and function, immunology research, drug development, cell therapy, virology research, enzyme studies, etc.

TargetMol currently offers over 14,500 recombinant protein products, covering multiple categories including cytokines, growth factors, receptor proteins, enzymes, and viral proteins. Multiple expression systems can be selected, including prokaryotic systems, mammalian cells, yeast, and insects, etc. We also provide a variety of species options and tag choices. Most of our products are supplied in lyophilized powder to ensure protein stability.

Advantages

Diverse Protein Categories & Species

Diverse protein types are available, compatible with different species and tags.

Various Expression Systems

E. coli, Yeast, Mammalian Cells, Baculovirus Insect Cells, Cell-Free, VLP, etc.

Selective Tags

Tag Free, His, Flag, Avi, Myc, HA, SUMO, T7, Fc, GST, etc.

Validated Bioactivity

Tests for biological activity, binding affinity and enzyme activity to ensure activity requirements.

High Purity & Low Endotoxin

Tested by HPLC, SDS-PAGE and LAL assay to ensure high quality.

High Stability

High stability across batches guarantees experimental reproducibility.

Cytokines

Catalog No.	Protein Name	Species	Expression Systems	Tags
TMPY-01560	EGF	Human	E. coli	Tag Free
TMPY-00464	M-CSF	Mouse	HEK293	Tag Free
TMPY-00936	TNF alpha	Human	E. coli	Tag Free
TMPY-02558	IL-4	Mouse	E. coli	Tag Free
TMPY-06987	Wnt Surrogate	Human	HEK293	hFc

CAR-T Therapy Target Proteins

Catalog No.	Protein Name	Species	Expression Systems	Tags
TMPY-00167	HER2	Human	HEK293	Tag Free
TMPY-00742	EGFR	Human	HEK293	His
TMPY-05319	BCMA	Human	HEK293	His
TMPY-01949	Cd19	Human	HEK293	His

Immune Checkpoint Proteins

Catalog No.	Protein Name	Species	Expression Systems	Tags
TMPY-00897	PD-1	Human	HEK293	His
TMPY-04824	CTLA-4	Human	HEK293	Tag Free
TMPY-01621	TIM-3	Human	HEK293	His
TMPY-04683	Cd47	Human	HEK293	Tag Free

Fc Receptor Proteins

Catalog No.	Protein Name	Species	Expression Systems	Tags
TMPY-04261	FcγRI/CD64	Human	HEK293	His
TMPY-01834	FcγRIII/CD16	Mouse	HEK293	His
TMPY-00716	FcαRI/CD89	Human	HEK293	His
TMPY-05084	FcεRI	Human	HEK293	Tag Free

Receptor Proteins

Catalog No.	Protein Name	Species	Expression Systems	Tags
TMPY-01296	HGFR	Human	HEK293	His
TMPY-02361	VEGFR2	Human	HEK293	His
TMPY-01410	IL-3R alpha	Human	HEK293	His
TMPY-01459	TNFR1	Human	HEK293	His

CD Proteins

Catalog No.	Protein Name	Species	Expression Systems	Tags
TMPY-02698	Cd14	Human	HEK293	His
TMPY-01400	Cd4	Human	HEK293	His
TMPY-05364	CD8 alpha	Human	HEK293	hFc
TMPY-01255	Cd2	Human	HEK293	His

Enzymes

Catalog No.	Protein Name	Species	Expression Systems	Tags
TMPY-06701	GPX4	Human	E. coli	His
TMPY-00735	Cathepsin S	Human	HEK293	His
TMPY-00381	PSMA	Human	HEK293	His
TMPY-02450	Cathepsin D	Human	HEK293	His

Viral Proteins

Catalog No.	Protein Name	Species	Expression Systems	Tags
TMPY-01524	Hemagglutinin	Influenza A H3N2	HEK293	His
TMPY-01373	gp120	HIV-1	HEK293	His
TMPY-01078	Fusion glycoprotein	RSV	Baculovirus-Insect Cells	His
TMPY-03988	Spike/S1	SARS-CoV	Baculovirus-Insect Cells	His

Other Proteins

Catalog No.	Protein Name	Species	Expression Systems	Tags
TMPY-02443	HSP70	Human	Baculovirus-Insect Cells	His
TMPY-02279	PNP	Human	E. coli	His
TMPY-01848	HMGB1	Human	HEK293	His
TMPY-04902	Complement C5a	Mouse	E. coli	Tag Free

Natural Products

Natural products refer to compounds extracted from animals, plants, microorganisms, and marine organisms in nature. They are important tools for compound screening in new drug development. As reference standards, they can be used to identify and determine the types and purity of natural products, providing fundamental support for research and applications in various fields.

TargetMol offers over 19,000 natural products and their derivatives, including more than 30 typical structural types of natural products, such as flavonoids, alkaloids, lignans, and coumarins commonly found in plants, and polysaccharides, enzymes, antibiotics, and amino acids commonly found in microorganisms, for classification and selection. We have collected samples from over 190 families and 880 genera, and ensure accurate structure and high purity of products through various techniques such as HNMR, HPLC, and GC, safeguarding research related to natural product monomers.

Advantages

- Rich Sources
- Diverse Structures
- Good Drug-Likeness

Marine Natural Products

Catalog No.	Product Name	CAS
T6808	Coelenterazine	55779-48-1
T5613	Squalane	111-01-3
Tp2063	α -Conotoxin MII	175735-93-0
T17155	Trabectedin	114899-77-3
TP1180	Dolastatin 10	110417-88-4

Microorganism

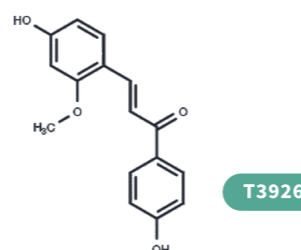
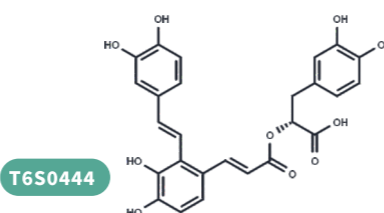
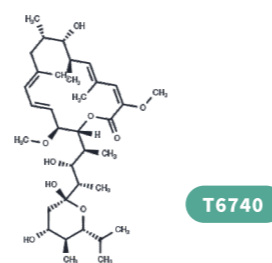
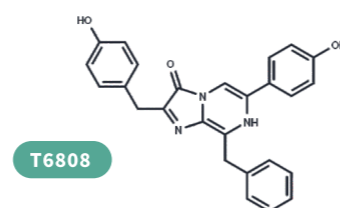
Catalog No.	Product Name	CAS
T6740	Bafilomycin A1	88899-55-2
T3092	Nigericin sodium salt	28643-80-3
T13229	Tunicamycin	11089-65-9
T8641	Vancomycin	1404-90-6
T21494	Oligomycin	1404-19-9

Lamiaceae

Catalog No.	Product Name	CAS
T2814	Cryptotanshinone	35825-57-1
T6S0444	Salvianolic acid A	96574-01-5
T2906	Tanshinone IIA	568-72-9
T2727	Salvianolic acid B	115939-25-8
T2790	Oridonin	28957-04-2

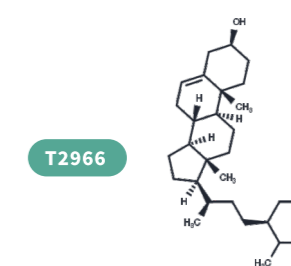
Fabaceae

Catalog No.	Product Name	CAS
T3926	Echinatin	34221-41-5
T0725	Isoliquiritigenin	961-29-5
T2973	Astragaloside IV	84687-43-4
T2901	Daidzin	552-66-9
T4004	Concanavalin A	11028-71-0



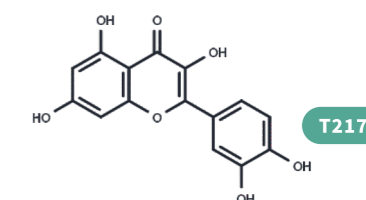
Steroids

Catalog No.	Product Name	CAS
T2721	Digitonin	11024-24-1
T1614	Hydrocortisone	50-23-7
T1048	Estradiol	50-28-2
T0760	Cholesterol	57-88-5
T2966	Beta-Sitosterol	83-46-5



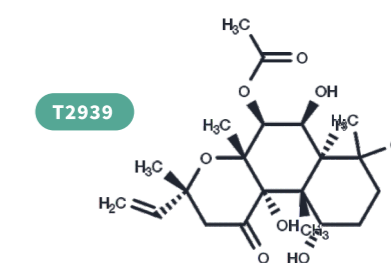
Flavonoids

Catalog No.	Product Name	CAS
T2174	Quercetin	117-39-5
T2177	Kaempferol	520-18-3
T2175	Apigenin	520-36-5
T0795	Rutin	153-18-4
T2858	Baicalein	491-67-8



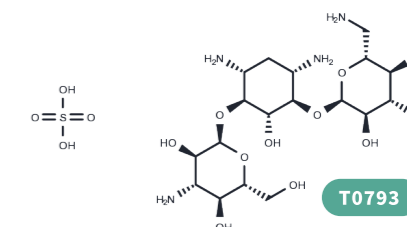
Terpenoids

Catalog No.	Product Name	CAS
T2939	Forskolin	66575-29-9
T1051	Retinoic acid	302-79-4
T1034	Docetaxel	114977-28-5
T2179	Triptolide	38748-32-2
T0687	Simvastatin	79902-63-9



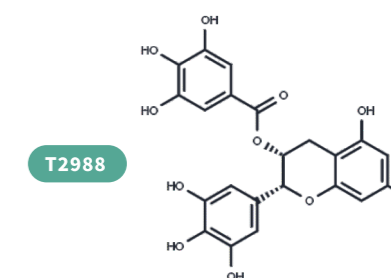
Saccharides and Glycosides

Catalog No.	Product Name	CAS
T1022	Hygromycin B	31282-04-9
T2961	Notoginsenoside R1	80418-24-2
T1035	Hesperidin	520-26-3
T0793	Kanamycin sulfate	25389-94-0
T6463	Deoxyarbutin	53936-56-4



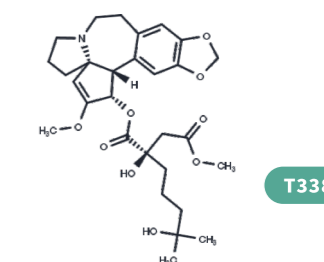
Phenols

Catalog No.	Product Name	CAS
T0801	Tannic acid	1401-55-4
T0877	Gallic acid	149-91-7
T2988	(-)-Epigallocatechin Gallate	989-51-5
T3921	Punicalagin	65995-63-3
T0822	Catechin	154-23-4
T0465	Ellagic acid	476-66-4



Alkaloids

Catalog No.	Product Name	CAS
T0320	Colchicine	64-86-8
T1123	Camptothecin	7689-03-4
T1062	Capsaicin	404-86-4
T6228	Irinotecan	97682-44-5
T3380	Homoharringtonine	26833-87-4
T4S0797	Berberine	2086-83-1



PROTACs

PROTAC molecules consist of three distinct components: a ligand that binds to the target protein, a ligand that binds to an E3 ligase, and a linker that connects these two ligands. The PROTACs bind to the target protein and subsequently bring the target protein and E3 ligase into close physical proximity, enabling the E3 ligase to ubiquitinate and degrade the target protein.

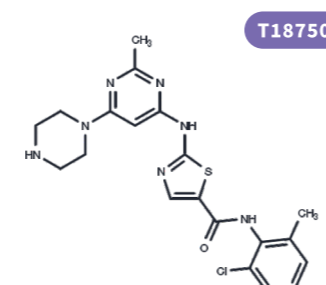
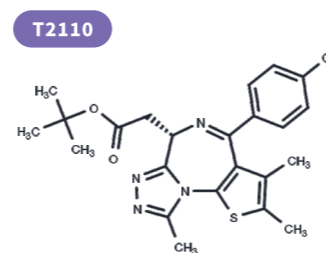
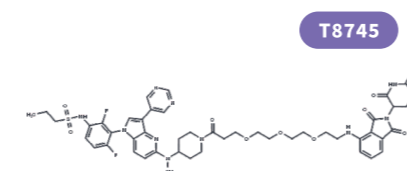
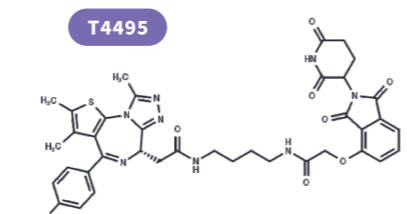
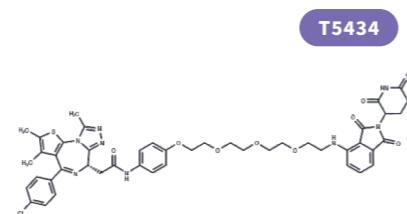
TargetMol offers over 4,000 PROTAC molecules to meet your research needs.

PROTACs		
Catalog No.	Product Name	CAS
T22263	Bavdegalutamide	2222112-77-6
T39710	ARV-471	2229711-68-4
T5436	MZ 1	1797406-69-9
T5434	ARV-825	1818885-28-7
T4495	dBET1	1799711-21-9
T5130	dBET6	1950634-92-0
T9117	BSJ-4-116	2519823-34-6
T11980	MD-224	2136247-12-4
T5435	ARV-771	1949837-12-0
T39954	AU-15330	2380274-50-8
T5440	Dbet57	1883863-52-2
T5395	BSJ-03-123	2361493-16-3
T17350	ACBI1	2375564-55-7
T67834	C004019	2417159-57-8
T5437	Gefitinib-based PROTAC 3	2230821-27-7
T17069	THAL-SNS-032	2139287-33-3
T8745	PROTAC BRAF-V600E degrader-1	2417296-84-3
T41180	JQAD1	2417097-18-6
T75129	Luxdegalutamide	2750830-09-0

POI Ligands		
Catalog No.	Product Name	CAS
T2110	(+)-JQ-1	1268524-70-4
T1835	Ibrutinib	936563-96-1
T2066	Quizartinib	950769-58-1
T18750	N-Deshydroxyethyl Dasatinib	910297-51-7
T12186	Navitoclax-piperazine	2143096-93-7
T13954	UNC6852	2688842-08-0

ATTECs		
Catalog No.	Product Name	CAS
T8081	LC3-mHTT-IN-AN1	486443-73-6

LYTACs		
Catalog No.	Product Name	CAS
T39370	tri-GalNAc-COOH	1953146-81-0



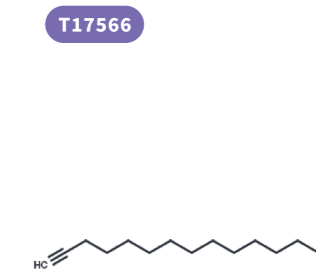
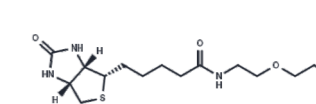
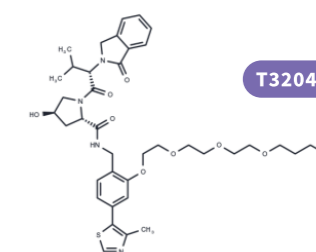
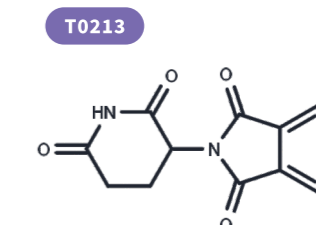
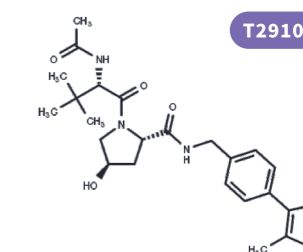
E3 Ligands		
Catalog No.	Product Name	CAS
T7791	Iberdomide	1323403-33-3
T3549	Avadomide	1015474-32-4
T14893	CC-885	1010100-07-8
T9370	dCBP-1	2484739-25-3
T29106	Vh032	1448188-62-2
Tq0121	VH-298	2097381-85-4
T63771	Golcadomide	2379572-34-4

Molecular Glues		
Catalog No.	Product Name	CAS
T1642	Lenalidomide	191732-72-6
T2384	Pomalidomide	19171-19-8
T0213	Thalidomide	50-35-1
T4321	Indisulam	165668-41-7
T10765	Eragidomide	1860875-51-9
T10703	Mezigdomide	2259648-80-9
T9849	HQ461	1226443-41-9

E3 Ligand-Linker Conjugates		
Catalog No.	Product Name	CAS
T32043	HaloPROTAC3	1799506-07-2
T17909	(S,R,S)-AHPC-PEG3-N3	1797406-80-4
T7753	Thalidomide-O-COOH	1061605-21-7
T9387	Pomalidomide 4'-PEG2-azide	2271036-45-2
T15189	Thalidomide-O-amido-C4-N3	2098488-36-7
T18831	Thalidomide-propargyl	2098487-39-7
T18640	(S,R,S)-AHPC-C4-NH2 hydrochloride	2245697-83-8

PEG Linkers		
Catalog No.	Product Name	CAS
T16486	Mal-amido-PEG2-C2-amido-Ph-C2-CO-AZD	1037589-69-7
T15073	DBCO-PEG4-NHS ester	1427004-19-0
T40858	NH2-PEG2-C6-Cl	744203-60-9
T17583	Biotin-PEG4-azide	1309649-57-7
T17405	Amino-PEG12-acid	1415408-69-3
T17566	Biotin-PEG2-CH2CH2N3	945633-30-7
T18614	Bis-Tos-PEG4	37860-51-8

Alkyl Linkers		
Catalog No.	Product Name	CAS
T17341	5-Ethynyl-2'-deoxyuridine	61135-33-9
T5102	TGN-020	51987-99-6
T17348	Ac4GalNAz	653600-56-7
T41090	L-Azidohomoalanine hydrochloride	942518-29-8
T14185	Alkynyl Palmitic Acid	99208-90-9
T14184	Alkynyl myristic acid	82909-47-5



Peptides

Peptides are compounds that regulate cellular biological functions, positioned between macromolecular proteins and small molecule drugs. Primarily derived from natural peptides or their analogs, peptides generally have well-defined structures and clear mechanisms of action. They offer several advantages, including high target affinity, stable efficacy, low immunogenicity, minimal side effects, and strong specificity. Peptides have been widely applied in various fields such as cancer, hepatitis, diabetes, and HIV.

TargetMol offers 7,700+ labeled peptides, drug peptides, hormone peptides, antimicrobial peptides, and other functional peptides to meet different experimental needs.

Catalog No.	Product Name	CAS	Types
TP1095	Elamipretide	736992-21-5	Drug peptide
T6876	Liraglutide	204656-20-2	Drug peptide
T19850	Semaglutide	910463-68-2	Drug peptide
T14932	Ceruletide	17650-98-5	Drug peptide
T3967	Exendin-4	141758-74-9	Drug peptide
TP1111L	Tirzepatide Acetate	2023788-19-2 (Free Base)	Drug peptide
T2494	Cilengitide	188968-51-6	Drug peptide
T4119	Octreotide Acetate	79517-01-4	Drug peptide
T4102	Goserelin acetate	145781-92-6	Drug peptide
T5019	Desmopressin	16679-58-6	Drug peptide
T7019	Z-IETD-FMK	210344-98-2	Inhibitory peptide
TP1300	GsMTx4 TFA	1209500-46-8 (Free Base)	Inhibitory peptide
T6812	Cyclo(-RGDfK)	161552-03-0	Inhibitory peptide
TP1466	Z-YVAD-FMK	210344-97-1	Inhibitory peptide
TP2226	BzATP triethylammonium salt	112898-15-4	Agonist peptide
TP1067	Pam3CSK4 TFA	112208-01-2	Agonist peptide
TQ0003	740 Y-P	1236188-16-1	Agonist peptide
T8221	Insulin (human)	11061-68-0	Hormone peptide
TP1125	Insulin(cattle)	11070-73-8	Hormone peptide
TP1087	Substance P	33507-63-0	Hormone peptide
T7813	α -MSH	581-05-5	Hormone peptide
T8560	Angiotensin II human acetate	68521-88-0	Hormone peptide
T7339	Angiotensin (1-7)	51833-78-4	Hormone peptide
T4579	Pentagastrin	5534-95-2	Hormone peptide
T7407	Thyrotropin-Releasing Hormone (TRH), Free Acid	24769-58-2	Hormone peptide
T3695	Pepstatin	26305-03-3	Antimicrobial peptide
T0967	Teicoplanin	61036-62-2	Antimicrobial peptide
TP1273	FLAG peptide	98849-88-8	Tag peptide
TP1275	3X FLAG peptide TFA	402750-12-3 (Free Base)	Tag peptide
T14284	β -Amyloid (25-35)	131602-53-4	β -Amyloid peptide
TP1007L	β -Amyloid (1-42), acetate (human)	107761-42-2 (Free Base)	β -Amyloid peptide

Inhibitory Antibodies

Monoclonal antibodies (mAbs) are a group of antibodies produced by identical clones of B lymphocytes against a particular antigen. Monoclonal antibodies are identical in several properties such as protein sequence, antigen-binding site region, binding affinity for their targets, and identical downstream functional effects. Most existing inhibitory antibodies belong to this category. In recent years, monoclonal antibody drugs have rapidly developed and have gradually become the main focus in the field of biomedicine.

TargetMol offers over 3,700 inhibitory antibodies to meet different experimental needs.

Catalog No.	Product Name	CAS	Targets
T9910	Rituximab	174722-31-7	CD20
T9918	Daratumumab	945721-28-8	CD38
T38951	Isatuximab	1461640-62-9	CD38
T76830	Teneliximab	299423-37-3	CD40/CD40L
T9919	Alemtuzumab	216503-57-0	CD52
T9906	Ipilimumab	477202-00-9	CTLA-4
T9905	Cetuximab	205923-56-4	EGFR
T9927	Panitumumab	339177-26-3	EGFR
T9912	Trastuzumab	180288-69-1	HER2
T9909	Pertuzumab	380610-27-5	HER2
T76742	Emapalumab	1709815-23-5	IFN- γ
T9926	Omalizumab	242138-07-4	IgE
T9913	Ustekinumab	815610-63-0	IL-12/IL-23
T9930	Secukinumab	875356-43-7	IL17A
T13666	Dupilumab	1190264-60-8	IL-4
T9911	Tocilizumab	375823-41-9	IL-6R
T9920	Evolocumab	1256937-27-5	PCSK9
T9916	Alirocumab	1245916-14-6	PCSK9
T9908	Pembrolizumab	1374853-91-4	PD-1
T9907	Nivolumab	946414-94-4	PD-1
T9902	Atezolizumab	1380723-44-3	PD-L1
T9903	Avelumab	1537032-82-8	PD-L1
T9917	Denosumab	615258-40-7	RANK Ligand
T37445	Etanercept	185243-69-0	TNF
T9921	Infliximab	170277-31-3	TNF- α
T9901	Adalimumab	331731-18-1	TNF- α
T35397	Sacituzumab	1796566-95-4	Trop-2
T9904	Bevacizumab	216974-75-3	VEGF
T9928	Ranibizumab	347396-82-1	VEGF
T9929	Ramucirumab	947687-13-0	VEGFR2
T12177	Natalizumab	189261-10-7	α 4 β 1

Detection Antibodys

Detection antibodies are essential tools for recognizing and detecting specific target antigens, and are widely used in biomedical research, clinical testing, diagnostic reagent development, and biopharmaceutical process control.

TargetMol offers a portfolio of 27,000+ detection antibodies covering a broad range of popular research areas and classic signaling pathways. These products support diverse applications including basic research, drug discovery, disease mechanism studies, and biomarker detection, providing both academic and industrial researchers with high-quality, reliable experimental solutions.

Promary Antibody

	Catalog No.	Target	Cross Reaction	Application
Recombinant Proteins	TMAB-00089	AKT1	Human, Mouse, Rat	WB, IHC, ICC/IF, FCM
	TMAH-00164	CCR9	Human, Mouse	ELISA, IF
	TMAH-00378	EGFR	Human	WB, ELISA, IHC, IF, FCM
Monoclonal Antibodies	TMAB-01228	NF-kB p65	Human, Mouse, Rat	WB, IHC, ICC/IF
	TMAB-01185	Mucin-16/MUC16	Human	WB, IHC, ICC/IF, FCM
	TMAH-00988	Lp-PLA2/PLA2G7	Human, Mouse	WB, ELISA IHC
Polyclonal Antibodies	TMAB-00396	CD86	Human, Mouse, Rat	WB, IHC, IF, FCM
	TMAB-00455	Collagen I/COL1A1	Human, Mouse, Rat	WB, IHC, ICC/IF
	TMAC-02814	Phospho-RELB (Ser536)	Human, Mouse, Rat	WB, IHC, IF
Flow Cytometry Antibodies	TMAB-01333	PARP1	Human	WB, FCM
	TMAB-01963	Vimentin	Human	WB, IHC, ICC/IF, FCM
	TMAH-00373	E2F1	Human, Rat	WB, ELISA, IHC, IF, FCM
Fluorescently Labeled Antibodies	TMAH-00800H	N-HRP	SARS-CoV-2	ELISA
	TMAZ-0067B	IL1R1-Biotin	Human	ELISA, FCM
	TMAZ-00034F	Her2/ERBB2-FITC	Human	FCM
Phosphorylation-Specific Antibodies	TMAH-00953	Phospho-RAF1 (Ser259)	Human	WB, ELISA, IHC, IF
	TMAC-00115	Phospho-AKT1 (Ser473)	Human, Mouse, Rat	WB, IHC, IF
	TMAC-03878	Phospho-STAT3 (Tyr705)	Human, Mouse, Rat	WB, IHC, IF
Methylation / Acetylation-Specific Antibodies	TMAH-00345	Di-methyl-Histone H3 (Lys4)	Human	WB, ELISA
	TMAC-01883	Di-methyl-HIST1H3A (Lys27)	Human, Mouse, Rat	WB, IP
	TMAB-00035	Acetyl-Histone H3 (Lys9)	Human, Mouse, Rat	WB, IHC, IF, FCM
Tag Antibodies	TMAB-00821	GST Tag	Species independent	WB
	TMAB-00684	Flag Tag	Species independent	WB, ELISA
	TMAB-00862	His Tag	Species independent	WB
Loading Control Antibodies	TMAB-00215	Beta-Actin	Human, Mouse, Rat	WB, IHC, IF
	TMAB-00741	GAPDH	Human, Mouse, Rat	WB
	TMAB-00235	Beta-Tubulin	Human, Mouse, Rat	WB, IHC, ICC/IF
Small Molecule Compound Antibodies	TMAH-00295	Cortisol	Species independent	ELISA
	TMAH-00810	Neomycin	Species independent	ELISA
	TMAB-00005	4-Hydroxynonenal	Species independent	WB, IHC, IF

Secondary Antibody

Catalog No.	Product Name	Cross Reaction	Application
TMAB-02008H	Goat Anti-Rabbit IgG H&L Secondary Antibody-HRP	Rabbit	WB, ELISA, IHC
TMAB-02010H	Goat Anti-Mouse IgG H&L Secondary Antibody-HRP	Mouse	WB, ELISA, IHC
TMAB-02008F	Goat Anti-Rabbit IgG H&L Secondary Antibody-FITC	Rabbit	IF, FCM, ICC/IF
TMAB-02010F	Goat Anti-Mouse IgG H&L Secondary Antibody-FITC	Mouse	IF, FCM, ICC/IF

Dye Reagents

Dyes are substances that can impart a certain color to fibers or molecular materials, and the color does not easily fade or change. Dyes are usually soluble in water, with a few soluble in organic solvents. Dye reagents are widely used in fluorescence labeling and biochemical detection.

TargetMol offers over 3,800 high-quality dye reagents which are highly suitable for life science research.

Organelle-specific Dyes

Catalog No.	Product Name	CAS	Catalog No.	Product Name	CAS
T6802	CFSE	150347-59-4	T5840	Hoechst 33342	23491-52-3
T36957	BODIPY 493/503	121207-31-6	T19827	DAPI Dihydrochloride	28718-90-3
T2130	Propidium Iodide	25535-16-4	T15118	DiD perchlorate	127274-91-3
T15129	Dil	41085-99-8	T16744	Rhodamine 6G	989-38-8
T2021	Dihydroethidium	104821-25-2	T18974	DiBAC4(3)	70363-83-6

Fluorescent Dyes

Catalog No.	Product Name	CAS	Catalog No.	Product Name	CAS
T14017	2-NBDG	186689-07-6	T14875	Indocyanine green	3599-32-4
T18988	FITC-Dextran (MW 10000)	60842-46-8	T2194	Direct Blue 1	2610-05-1
T0313	Evans blue	314-13-6	T17073	Thioflavin T	2390-54-7
T15284	FITC	3326-32-7	T9120	HBC	156840-13-0
T18977	Dihydrorhodamine 123	109244-58-8	T0377	Clofazimine	2030-63-9

Fluorescent Substrates

Catalog No.	Product Name	CAS	Catalog No.	Product Name	CAS
T4139	D-Luciferin potassium	115144-35-9	T19743	D-Luciferin Sodium	103404-75-7
T18908	ABTS diammonium salt	30931-67-0	T18968	Dansylcadaverine	10121-91-2

Bacterial Detection Dyes

Catalog No.	Product Name	CAS	Catalog No.	Product Name	CAS
T1343L	Crystal Violet	548-62-9	T0265	Merbromin	129-16-8
T7650	Resazurin sodium	62758-13-8	T7651	Rose Bengal sodium	632-69-9

ROS Dyes

Catalog No.	Product Name	CAS	Catalog No.	Product Name	CAS
T15458	H2DCFDA	4091-99-0	T20684	2',7'-Dichlorofluorescein diacetate	2044-85-1
T6888	Methylene Blue	61-73-4	T4172	Methoxy-PMS	65162-13-2

Labeling Dyes

Catalog No.	Product Name	CAS	Catalog No.	Product Name	CAS
Td0091	Cy5.5	210892-23-2	T18956	Cy7	943298-08-6
T15106	DFHBI	1241390-29-3	T16554	PNPP	4264-83-9

Nucleic Acid Dyes

Catalog No.	Product Name	CAS	Catalog No.	Product Name	CAS
T19352	HBC620	2530162-07-1	T0438	Proflavine Hemisulfate	1811-28-5
T18971	1,8-Diazafluoren-9-one	54078-29-4	T14118	Acridine Orange hydrochloride	65-61-2

Kits

TargetMol offers a wide range of kits for protein assays, cell-based experiments, gene experiments, and more to support different research.

Experiment Types	Catalog No.	Product Name
Enzyme Inhibitor Cocktail	C0001	Protease Inhibitor Cocktail (EDTA-Free, 100× in DMSO)
	C0004	Phosphatase Inhibitor Cocktail III (2 Tubes, 100x)
	C0048	Deacetylase Inhibitor Cocktail (100× in 70% DMSO)
Cell Lysis	C0045	RIPA Lysis Buffer (Strong)
	C0046	RIPA Lysis Buffer (Medium)
	C0047	RIPA Lysis Buffer (Weak)
Protein Quantification	C0050	BCA Protein Quantification Kit
Cell Proliferation Assay	C0005	Cell Counting Kit-8 (CCK-8)
qPCR Experiment	C0006	SYBR Green qPCR Master Mix (No ROX)

Magnetic Beads

Magnetic beads are widely used to separate biomolecules. Due to superparamagnetic properties, magnetic beads are highly suitable for the separation of specific cells and organelles, protein isolation and purification, nucleic acid isolation and purification, and magnetic cell sorting techniques.

Experiment Types	Catalog No.	Product Name
Basic Experiments	C0079	Magrose Beads OH (10-30 μm, Ultra-suspension)
	C0084	Magrose Beads NH ₂ (10-30 μm, Ultra-suspension)
	C0086	Magrose Beads COOH (10-30 μm, Ultra-suspension)
	C0089	Mag Beads Streptavidin (300 nm)
	C0090	Mag Beads Streptavidin (1 μm)
	C0092	Mag Beads Streptavidin (2.8 μm)
Protein Purification	C0111	Magrose Beads NTA-Nickel (Ultra-suspension)
	C0109	Magrose Beads IDA-Nickel
	C0110	Magrose Beads IDA-Cobalt
	C0104B/C0104	Protein A/G Immunomagnetic Beads/Kit
	C0105B/C0105	Protein A Immunomagnetic Beads/Kit
Immunoprecipitation	C0118B	HA Tag Immunomagnetic Beads
	C0119B	MYC Tag Immunomagnetic Beads
	C0120B	Flag Tag Immunomagnetic Beads
	C0121B	GST Tag Immunomagnetic Beads
	C0122B	GFP Tag Immunomagnetic Beads
	C0123B	His Tag Immunomagnetic Beads
Cell Sorting	C0061/C0065	Mouse/Human CD3+ T Cell Isolation Kit (negative selection)
	C0062/C0067	Mouse CD4+ T Cell Isolation Kit (negative selection)/(positive selection)
	C0063/C0068	Mouse CD8+ T Cell Isolation Kit (negative selection)/(positive selection)
	C0064	Mouse Neutrophil Cell Isolation Kit (negative selection)
	C0066	Human CD34+ Cell Enrichment Kit (positive selection)

Isotope Products

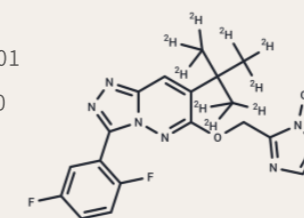
Isotope products are powerful tools in both scientific research and industrial applications, enabling detailed analysis of chemical, biological, and environmental mechanisms. Carbon-13 labeled compounds can be used for nuclear magnetic resonance (NMR) spectroscopy, metabolic studies, and investigations of organic reaction mechanisms. Deuterium (hydrogen-2) labeled compounds are useful for studying drug metabolism and reaction kinetics.

TargetMol offers a wide range of isotope products, supporting diverse fields from basic research to applied development, making them an essential resource for your scientific exploration.

Deuterium-labeled Compounds

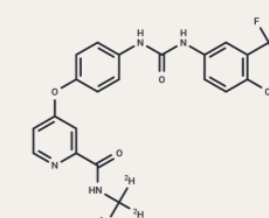
L-838417 D9

Catalog No.: T22301
CAS: 1213669-91-0



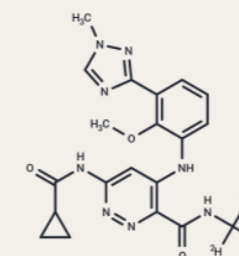
Donafenib

Catalog No.: T16909
CAS: 1130115-44-4



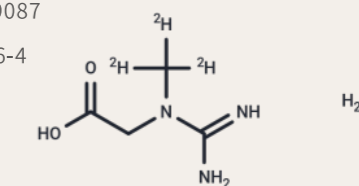
Deucravacitinib

Catalog No.: T14687
CAS: 1609392-27-9



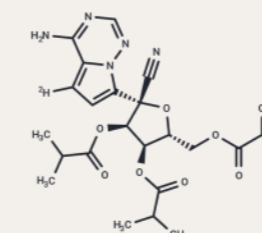
Creatine-d3 hydrate

Catalog No.: T9087
CAS: 284664-86-4



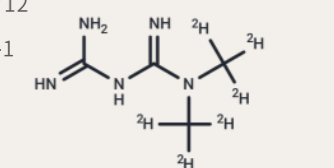
VV116

Catalog No.: T60016
CAS: 2647442-33-7



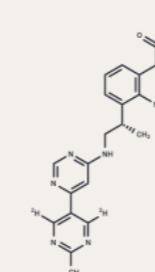
Metformin-d6 hydrochloride

Catalog No.: T73712
CAS: 1185166-01-1



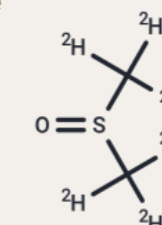
VX-984

Catalog No.: T11067
CAS: 1476074-39-1



Dimethyl-d6 Sulfoxide

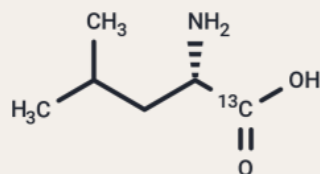
Catalog No.: T9242
CAS: 2206-27-1



Carbon-13 Labeled Compounds

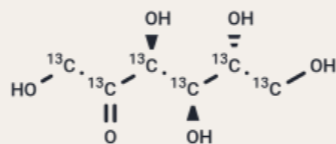
L-Leucine-1-13C

Catalog No.: T32811
CAS: 74292-94-7



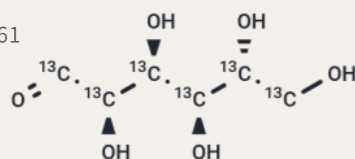
D-Fructose-13C6

Catalog No.: T35618
CAS: 201595-65-5



D-Glucose-13C6

Catalog No.: T19261
CAS: 110187-42-3



Phenol-13C6

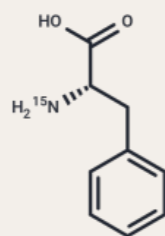
Catalog No.: T38035
CAS: 89059-34-7



Nitrogen-15 Labeled Compounds

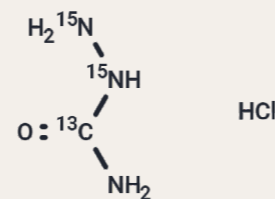
L-Phenylalanine-15N

Catalog No.: T40376
CAS: 29700-34-3



Semicarbazide-13C-15N2 Hydrochloride

Catalog No.: TMIJ-0010
CAS: 1173020-16-0



Solvents

TargetMol offers a variety of commonly used solvents for cell and animal experiments, which can be used in conjunction with inhibitors.

Catalog No.	Product Name	Catalog No.	Product Name
T0341	DMSO	T19232	CMC-Na
T7022	PEG300	T16858	SBE-β-CD
T19506	PEG400	T19609	HP-β-CD
T13947	Tween 80	T19423	Methyl cellulose
T5137	Corn oil	T3253	Castor oil

Citations (Part)

- Lulu Sun, et al. Gut microbiota and intestinal FXR mediate the clinical benefits of metformin. *Nature Medicine*. 2018, 24(12): 1919-1929. **IF=82.9** [Chenodeoxycholic acid](#)
- Jia Duan, et al. Hormone- and antibody-mediated activation of the thyrotropin receptor. *Nature*. 2022, 609(7928):854-859. **IF=64.8** [ML-109](#), [Protease Inhibitor Cocktail \(EDTA-Free, 100× in DMSO\)](#)
- Murad R. Mamedov, et al. CRISPR screens decode cancer cell pathways that trigger γδ T cell detection. *Nature*. 2023, 621(7977):188-195. **IF=64.8** [EX229](#)
- Zheng Xu, et al. Ligand recognition and G protein coupling of trace amine receptor TAAR1. *Nature*. 2023, 624(7992):672-681. **IF=64.8** [Aripiprazole](#), [Cabergoline](#), [Clozapine](#), [Pramipexole](#), [LY334370](#), [Naratriptan](#), [RU 24969](#), [Ziprasidone](#)
- Mitchell H. Murdock, et al. Multisensory gamma stimulation promotes glymphatic clearance of amyloid. *Nature*. 2024, 627(8002):149-156. **IF=64.8** [TGN-020](#)
- Peiyu Xu, et al. Structural insights into the lipid and ligand regulation of serotonin receptors. *Nature*. 2021, 592(7854):469-473. **IF=64.8** [Serotonin](#), [Aripiprazole](#), [BRL 54443](#)
- Wei Chen, et al. Structural basis for directional chitin biosynthesis. *Nature*. 2022, 610(7931):402-408. **IF=64.8** [Nikkomycin Z](#), [FITC](#), [Chitin](#)
- Youwen Zhuang, et al. Molecular recognition of morphine and fentanyl by the human μ-opioid receptor. *Cell*. 2022, 185(23): 4361-4375. e19. **IF=64.5** [Oliceridine hydrochloride](#)
- Alexander Tyshkovskiy, et al. Distinct longevity mechanisms across and within species and their association with aging. *Cell*. 2023, 186(13):2929-2949.e20. **IF=64.5** [Clofilium tosylate](#)
- Youwen Zhuang, et al. Structural insights into the human D1 and D2 dopamine receptor signaling complexes. *Cell*. 2021, 184(4): 931-942. e18. **IF=64.5** [Bromocriptine mesylate](#)
- Quan Wang, et al. Structural basis for RNA replication by the SARS-CoV-2 polymerase. *Cell*. 2020, 182(2): 417-428. e13. **IF=64.5** [GS-441524](#)
- Ke-qi Fan, et al. Stress-Induced Metabolic Disorder in Peripheral CD4+ T Cells Leads to Anxiety-like Behavior. *Cell*. 2019, 179(4): 864-879. e19. **IF=64.5** [Sotuletinib](#), [Pexidartinib](#)
- Chengsong Yan, et al. Exhaustion-associated cholesterol deficiency dampens the cytotoxic arm of antitumor immunity. *Cancer Cell*. 2023, 41(7):1276-1293.e11. **IF=50.3** [GW3965](#), [3-Methyladenine](#), [Chloroquine](#), [Z-VAD-FMK](#)
- Koki Ueda, et al. MDMX acts as a pervasive preleukemic-to-acute myeloid leukemia transition mechanism. *Cancer cell*. 2021, 39(4): 529-547. e7. **IF=50.3** [Tegatrabetan](#)
- Yang Tang, et al. Selective Inhibition of STRN3-Containing PP2A Phosphatase Restores Hippo Tumor-Suppressor Activity in Gastric Cancer. *Cancer Cell*. 2020, 38(1): 115-128. e9. **IF=50.3** [Verteporfin](#), [Simvastatin](#)
- Shruti Bhatt, et al. Reduced Mitochondrial Apoptotic Priming Drives Resistance to BH3 Mimetics in Acute Myeloid Leukemia. *Cancer Cell*. 2020, 38(6): 872-890. e6. **IF=50.3** [Birinapant](#)
- Yue Huang, et al. Small-molecule targeting of oncogenic FTO demethylase in acute myeloid leukemia. *Cancer Cell*. 2019, 35(4): 677-691. e10. **IF=50.3** [Ciclopirox](#), [IOX1](#)
- Renhong Yan, et al. The structure of erastin-bound xCT-4F2hc complex reveals molecular mechanisms underlying erastin-induced ferroptosis. *Cell Research*. 2022, 32(7):687-690. **IF=44.1** [G-418 disulfate](#), [Puromycin](#), [Erastin](#)
- Jianxu Li, et al. Crystal structure of plant PLDα1 reveals catalytic and regulatory mechanisms of eukaryotic phospholipase D. *Cell Research*. 2020, 30(1): 61-69. **IF=44.1** [FIPI](#), [Tamoxifen](#), [Endoxifen Z-isomer hydrochloride](#)
- Gong-Bo Fu, et al. Expansion and differentiation of human hepatocyte-derived liver progenitor-like cells and their use for the study of hepatotropic pathogens. *Cell Research*. 2019, 29(1): 8-22. **IF=44.1** [Y-27632 dihydrochloride](#), [CHIR-99021](#)